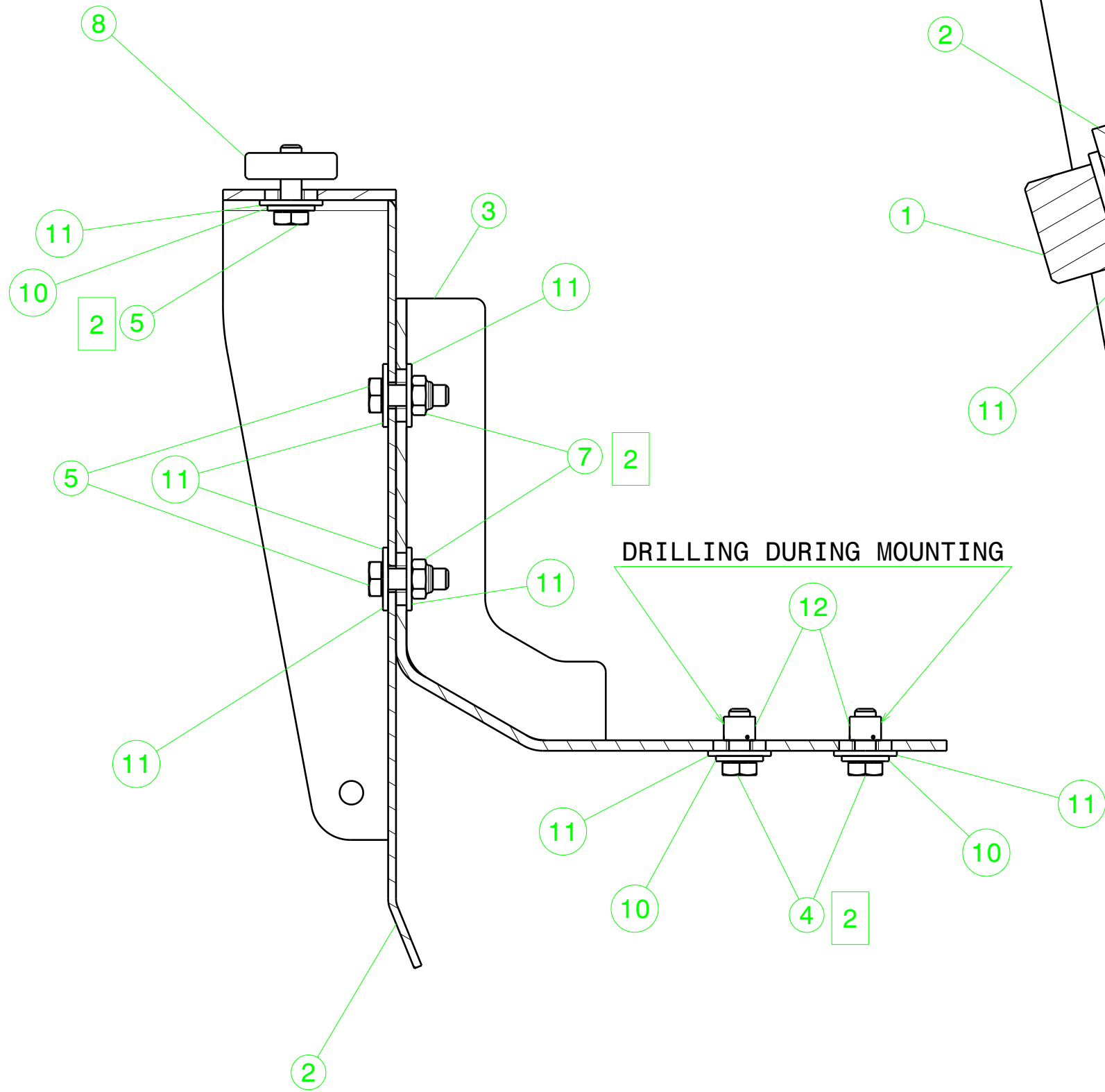
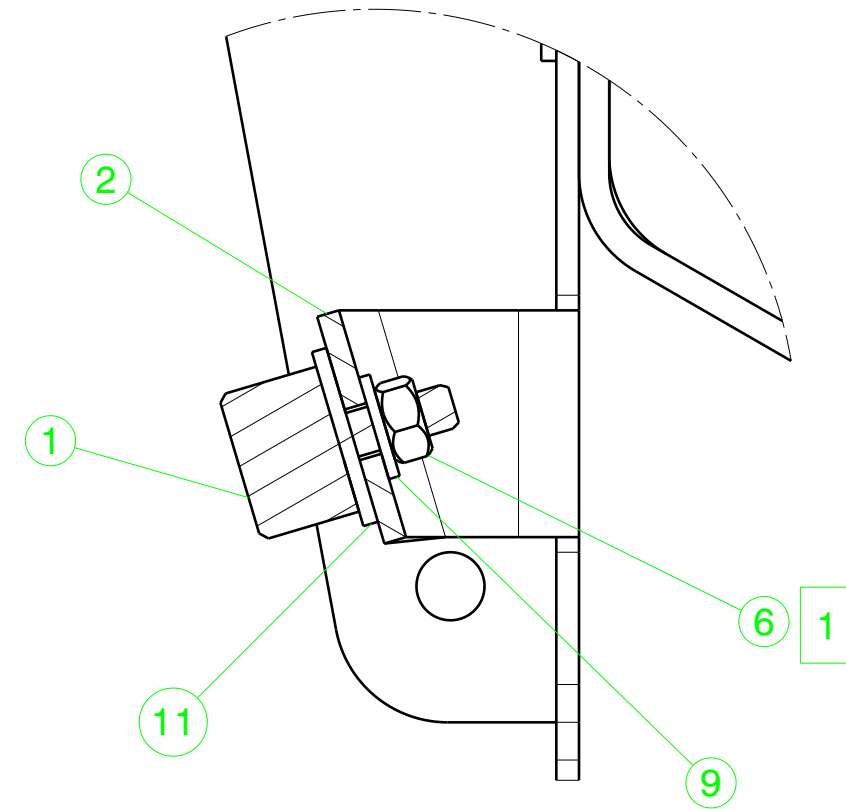


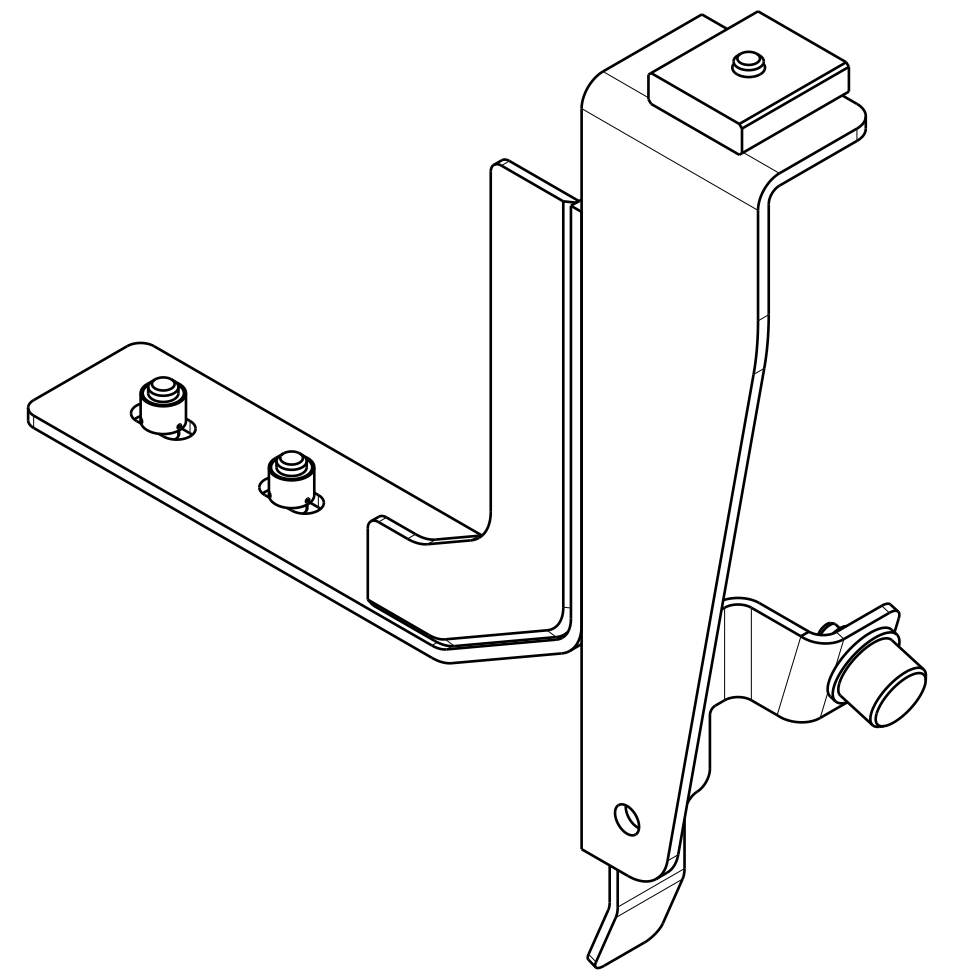
Section view A-A



Section view B-B  
Scale: 1:1



Isometric view



|           |       |      |
|-----------|-------|------|
| <1000     | 6,0   | 0,8  |
| <630      | 4,0   | 0,7  |
| <400      | 3,0   | 0,6  |
| <250      | 3,0   | 0,4  |
| 100       | 2,0   | 0,3  |
| 40        | 1,5   | 0,2  |
| L mm      | Ham   | Ypl. |
| Nom. Size | Class |      |
| <4000     | 2,0   | 0,4  |
| <2000     | 1,2   | 0,4  |
| <1000     | 0,8   | 0,3  |
| <400      | 0,5   | 0,3  |
| 30-120    | 0,3   | 0,2  |
| 2-30      | 0,2   | 0,1  |
| L mm      | m ±   | K ±  |
| Nom. Size | Class |      |
| >20000    | 9,0   | 8,0  |
| <20000    | 8,0   | 7,0  |
| <16000    | 7,0   | 6,0  |
| <12000    | 6,0   | 5,0  |
| <8000     | 5,0   | 4,0  |
| <4000     | 4,0   | 3,0  |
| <2000     | 3,0   | 2,0  |
| <1000     | 2,0   | 1,5  |
| <400      | 1,0   | 1,0  |
| 30-120    | 1,0   | 0,5  |
| 2-30      | 1,0   | 0,5  |
| L mm      | A ±   | E ±  |
| Nom. Size | Class |      |

| Ref | Torque Nm |
|-----|-----------|
| 1   | 11        |
| 2   | 27        |

Sign Screws or nuts with paint mark yellow

|                             |   |         |                          |      |      |
|-----------------------------|---|---------|--------------------------|------|------|
| Technical Specifications    |   |         |                          |      |      |
| Technical Document          |   |         |                          |      |      |
| Fixture/Mould Asset ID.     |   |         |                          |      |      |
| Coating/Heat Tre./Roughness |   |         |                          |      |      |
| Paint/Color                 | - | Mod. No | Modification Description | Date | Sign |

|    |                                   |   |                  |         |   |          |
|----|-----------------------------------|---|------------------|---------|---|----------|
| 12 | Specialinsert 337-338 M8 x L9     | 2 | SP.11012-011JB   | 8.8     | - | -        |
| 11 | ISO 7093 M8                       | 8 | SP.03005-003JB   | 8.8     | - | -        |
| 10 | ISO 10670 For M8                  | 3 | SP.03001-005JB   | 8.8     | - | -        |
| 9  | ISO 10670 For M6                  | 1 | SP.03001-003JB   | 8.8     | - | -        |
| 8  | Type 02 M8 x L40                  | 1 | SP.02013-208QB   | 34CrMo4 | - | -        |
| 7  | NUT_M8 Flaig+Hommel nut           | 2 | SP.02009-003JB.1 | 8.8     | - | -        |
| 6  | ISO 4032 For M6                   | 1 | SP.02001-003JB   | 8.8     | - | -        |
| 5  | ISO-4017 M8x25                    | 3 | SP.01004-012JB   | 8.8     | - | -        |
| 4  | ISO-4017 M8x20                    | 2 | SP.01004-011JB   | 8.8     | - | -        |
| 3  | Welded_Assembly                   | 1 | GZ10.21.12.96000 | -       | - | 0,616 kg |
| 2  | Welded_Assembly                   | 1 | GZ10.21.12.94000 | -       | - | 0,77kg   |
| 1  | Puffer_Angst+Pfister 12.2036.0103 | 1 | GZ10.21.12.90001 | -       | - | 0,021 kg |
|    |                                   |   |                  |         |   | 1,7      |

| No  | Parça Adı<br>Designation Name of Item | Adet<br>Qty. | Resim No / Norm<br>Drawing No / Norm   | Malzeme<br>Material | Ölçü<br>Dimension   | Ağırlık<br>Weight<br>( Kg )   |
|-----|---------------------------------------|--------------|--|---------------------|---|---|
|     | ISO 21920-1                           | ISO 8015     | ISO 2553   | General Tol.        | ISO 2768  | f <input type="checkbox"/> mX <input type="checkbox"/> H <input type="checkbox"/> K <input type="checkbox"/>        |
|     | EN 15085-2 Certification Level        |              | CL1 <input type="checkbox"/> CL2 <input type="checkbox"/> CL3 <input type="checkbox"/> | Weld Pro.           | ISO 13920   | A <input type="checkbox"/> B <input type="checkbox"/> E <input type="checkbox"/> F <input type="checkbox"/>         |
|     |                                       |              |  | Cast Steel          | ISO 12708   | Lm2 <input type="checkbox"/> Lr2 <input type="checkbox"/> Sm2 <input type="checkbox"/> Sr2 <input type="checkbox"/> |
|     | Approved                              | L.Giovinazzo | 01/02/2023   | Scale               | <b>TURASAS</b><br>Turkish Railway Vehicles Industry Inc.<br><b>GZ10.21.12.93000</b> |   |
|     | Checked                               | M.Borio      | 01/02/2023   | 1:2                 |   |   |
|     | Prepared                              | M.Cojocar    | 01/02/2023   |                     |   |   |
|     |                                       |              | Screws-kit_Assembly  |                     |   |   |
|     |                                       |              | -  |                     |   |   |
| TYP |                                       |              | Date:01/02/2023  |                     | Sheet : 1/1 Size:A2 Rev: 00   |   |